


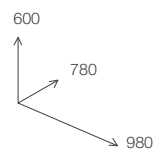




-  Double speed motorfan
-  Side-hinged door with hermetic closure
-  Direct steam injection



G|PRO 4 DIGITAL

Max 4 trays 600 x 400 mm
 Distance between trays 80 mm
 2 trays included
 2 motors with reverse system
 Temperature 0-280 °C

Digital timer 0-10 h
 2 water drop trays
 Cooling fan in the electronics area
 Powered steam chimney vent
 20 programs (6 cycles each program)

Electric power	7.100 W
Voltage	400 V ~ 3N ⚡ / upon request 230 V ~ 3N
Frequency	50/60 Hz
Weight	81,5 kg
Dimensions (W x D x H)	980 x 780 x 600 mm
Wheelbase feet (W x D)	800 x 545 mm

MADE IN
ITALY